

# ICA

## INSPECTION GUIDE AND MAINTENANCE SUPPLEMENT

SPOILERS, INC. "POWER PAC" SPOILER SYSTEMS

# PIPER AEROSTAR SP5000

RECOMMENDED INSPECTION/MAINTENANCE AT EACH ANNUAL


OR 100 HOUR INSPECTION:

## HYDRAULIC LINES, TIMER AND MANIFOLD ASSEMBLY

Located in the right wheel well area there are six Spoilers Inc. hydraulic lines, one hydraulic manifold assembly and one timer assembly that require normal inspection.

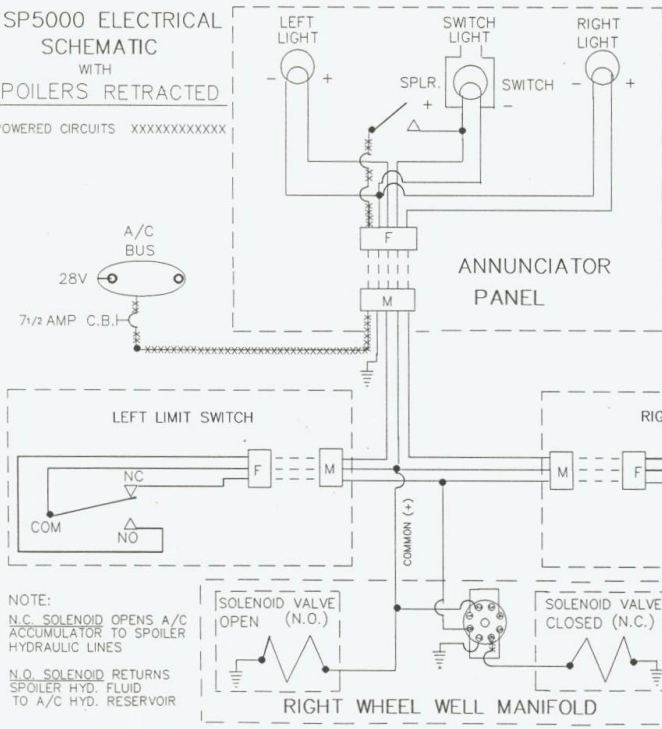
A. Check the hydraulic manifold assembly for hydraulic fluid leaks where the lines attach (three places) to the manifold hydraulic fittings. Check the solenoid valves for leaks and tightness. Check the two solenoid valve wires for tightness. Check the hydraulic lines connect fitting for leaks and tightness. Make sure there is no chaffing between the lines or fittings.

B. Check the tightness of the timer assembly wires at timer base. Check to make sure the timer and timer base are safety wired together. Check the timer base plate and timer base screws for tightness.



SP5000 ELECTRICAL SCHEMATIC WITH SPOILERS RETRACTED

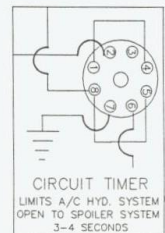
POWERED CIRCUITS XXXXXXXXXXXX



NOTE:  
 N.C. SOLENOID OPENS A/C ACCUMULATOR TO SPOILER HYDRAULIC LINES  
 N.O. SOLENOID RETURNS SPOILER HYD. FLUID TO A/C HYD. RESERVOIR

PARTS LIST

- ANNUNCIATOR PANEL 4005**  
 SWITCH - 1.15108.351  
 SWITCH LAMP - 190100.023-24v  
 CAPACITOR - 100 $\mu$  F50v  
 MALE CONNECTOR - 03-06-2055  
 FEMALE CONNECTOR - 03-06-1056  
 MALE PINS - 03-06-2031P  
 FEMALE PINS - 03-06-1103P  
 AMBER LIGHT - ID12191L7-24v
- ACTUATOR**  
 LIMIT SWITCH - MICRO SW. V31001  
 MALE CONNECTOR - 03-06-2032  
 FEMALE CONNECTOR - 03-06-1032
- CIRCUIT BREAKER - KLEXON 7277-2-71/2  
 WIRE: MIL W22759/16-20-9  
 CIRCUIT TIMER - RLY1473K



AEROSTAR ELECTRICAL SCHEMATIC WITH CIRCUIT TIMER